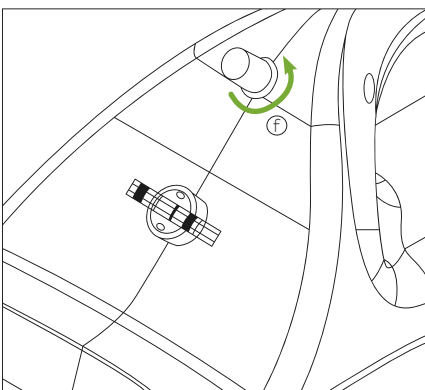
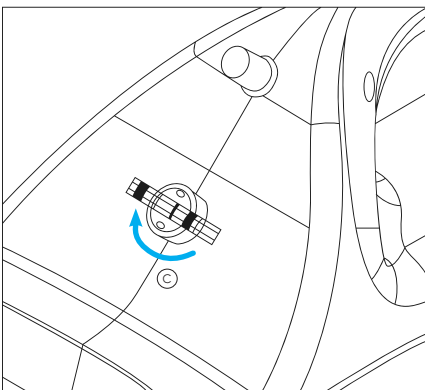
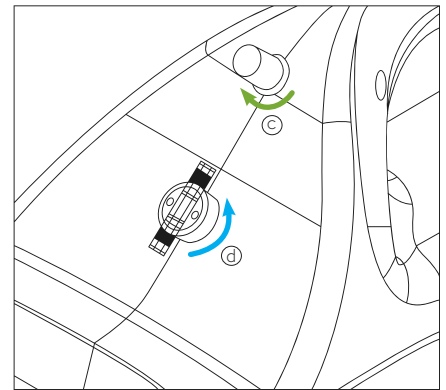
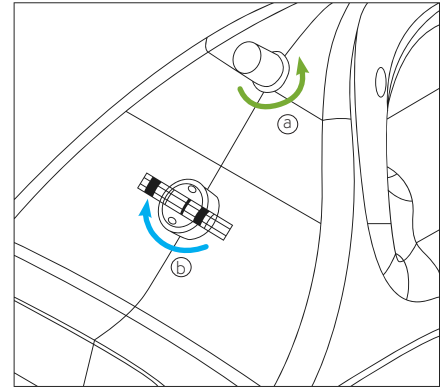


EWCO

ULV COLD FOGGER

Operation

1. After pouring an appropriate amount of water or solution into the tank, lock the cap of the tank completely.
2. Turn the air control switch ① counter-clockwise, then ensure that the solution control valve ② is completely locked by turning clockwise before connecting the power line.
3. Make the spray nozzle facing the working direction, and turn the air control switch ③ clockwise to adjust the speed of air.
4. After confirming the speed of air ejected from the injection nozzle does not affect the surroundings, adjust the amount of water or solution by opening the solution control valve ④.



Stop operation

1. First, make sure to completely close the solution control valve ⑤ so that water or solution is not injected.
2. Turn the air control switch ⑥ counter-clockwise and stop the motor.
3. Remove the power cord.
4. Empty the solution tank and clean it.
5. Then spray clean water to the hose and nozzle for washing.

Use Precautions

**IN ORDER TO PREVENT ACCIDENTS DURING OPERATION,
PLEASE READ THE USER'S GUIDE BEFORE USE.**

- Please use the electricity equipped with the grounded circuit breaker.
- Do not use when the power line is wet. Do not touch the cord with wet hands.
- Do not apply more than one plug in one electrical outlet.
- Check the status of the power line before operation. If damaged, call the certified technician for replacing the cord.
- Always pull the plug out of the electrical outlet when the machine is disassembled or not operated.
- Disconnect power while the tank is charged.



- When the machine is wet, never plug in the power. Let the wet parts be replaced by a certified technician.
- For the additional cable, use the proper one equipped with ground connection.
- Do not let somebody operate the machine without wearing the proper protective equipment recommended by the chemical manufacturer.
- Do not spray toward humans, electric appliances, and the main body.
- Keep away from children or unauthorized persons.
- Always use the manufacturer-recommended parts for safety of the machine.
- To prevent damage to the objects, keep a proper distance when sprayed.
- Be careful of fire and shock.
- Do not use water mixed with impurities, or flammable materials.
- If there is unusual noise, smell or smoke in the machine, unplug immediately.

Storage Precautions

- When cleaning the machine, unplug first, and do not use water or detergent.
- Make sure to clean the tank after use, and keep away from children.
- Keep the machine in a dry place away from the direct sunlight at 10-40°C.

WHEN THE MACHINE IS NOT WORKING

- Check if the power cord is plugged in.
- Check if the electricity is connected to the electrical outlet.
- Check if the voltage is 110V (for US model) or 220V (for models outside US).
- Check the fuse.
- If the suction hose inside the tank is clogged, remove the foreign substances.